



3



2



1



D



Description

GUIDE PRICE £450,000 - £470,000 Robert Luff & Co are delighted to present this incredibly spacious chalet bungalow, conveniently located close to local shops, well regarded schools and the A27 - perfect for those wishing to commute. The generous accommodation briefly comprises: Entrance hall, living room, contemporary fitted kitchen, superb orangery, two ground floor bedrooms, shower room/WC, first floor, large primary bedroom. Outside, there is a beautiful, good size rear garden and ample off street parking to the front. VIEWING ESSENTIAL!!



Key Features

- Spacious Chalet Bungalow
- Contemporary Kitchen
- Ground Floor Shower Room/WC
- Ample Off Street Parking
- EPC: D
- Three Generous Bedrooms
- Fantastic Orangery
- Superb Garden
- Close To Popular Schools
- Council Tax Band: C



robertluff.co.uk

3-7 South Street. Lancing, West Sussex, BN15 8AE | 01903 331737 | lancing@robertluff.co.uk



Entrance Hall

Living Room
4.42m x 3.81m (14'6" x 12'6")

Kitchen
3.12m x 2.92m (10'3" x 9'7")

Orangery
5.92m x 4.11m narrowing to
3.05m (19'5" x 13'6"
narrowing to 10')

Bedroom
3.96m x 3.78m (13' x 12'5")

Bedroom
2.92m x 2.39m (9'7" x 7'10")

Shower Room

First Floor

Bedroom
6.10m 2.44m x 4.85m max
into wardrobe depth (20' 8"
x 15'11" max into wardrobe
depth)

Outside

Superb Rear Garden

Parking
To front of property.





robertluff.co.uk

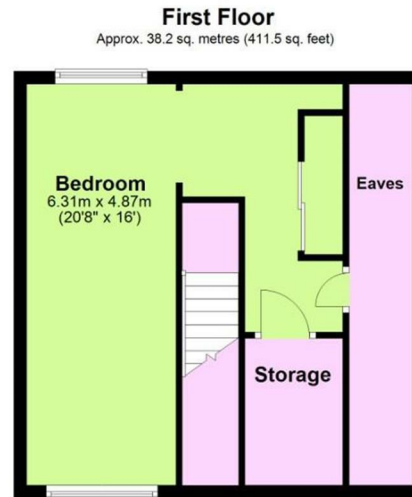
3-7 South Street. Lancing, West Sussex, BN15 8AE | 01903 331737 | lancing@robertluff.co.uk



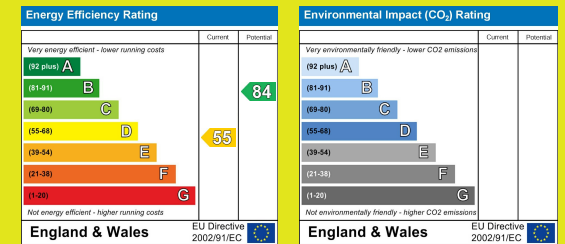
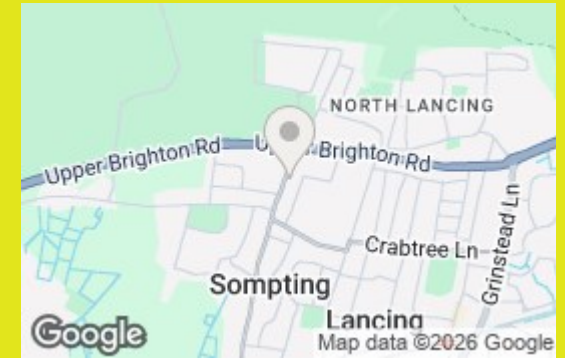
robertluff.co.uk

3-7 South Street, Lancing, West Sussex, BN15 8AE | 01903 331737 | lancing@robertluff.co.uk

Floor Plan Busticle Lane



Total area: approx. 116.4 sq. metres (1253.3 sq. feet)



The information provided about this property does not constitute or form any part of an offer or contract, nor may it be regarded as representations. All interested parties must verify accuracy and your solicitor must verify tenure/lease information, fixtures and fittings and, where the property has been extended/converted, planning/building regulation consents. All dimensions are approximate and quoted for guidance only as are floor plans which are not to scale and their accuracy cannot be confirmed. References to appliances and/or services does not imply that they are necessarily in working order or fit for the purpose.

robertluff.co.uk

3-7 South Street. Lancing, West Sussex, BN15 8AE

01903 331737 | lancing@robertluff.co.uk